

To operate the Body Furnace with Bluetooth®, you will need to use the Body Furnace app. You can download this from the **Apple App Store** or the **Google Play App Store**.

APP COMPATIBILITY

- Apple® devices running iOS 9 or newer (*iPhone® 5, iPod touch® 5th Gen., or newer versions of these devices*)
- Leading Android™ devices

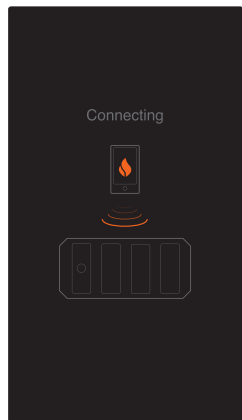
QUICK START INSTRUCTIONS:

1. Download and install the Body Furnace application at the Apple App Store for your iOS device or the Google Play App Store for your Android device.
2. Put Body Furnace into Bluetooth mode by holding the control button for 5 seconds while the unit is powered off.
3. Open the Body Furnace App and follow the on-screen instructions to pair a new device or connect to an existing device.
4. Use the on-screen controls to adjust temperature and monitor battery levels.

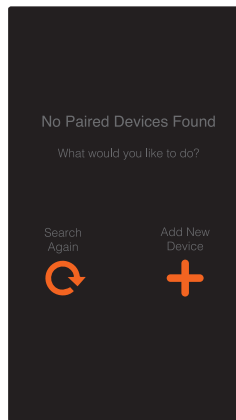
ON-SCREEN CONTROL OVERVIEW




Start-up Screen



Searching For Known Devices



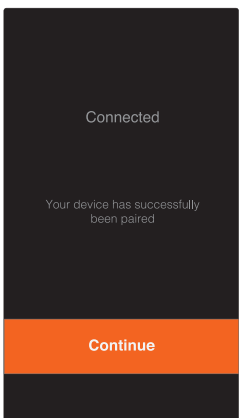
No Paired Devices Found



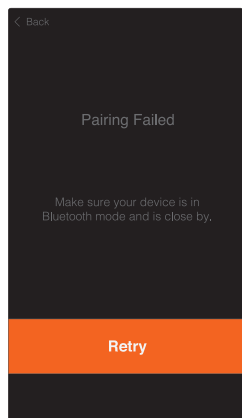
Bluetooth Pairing Setup



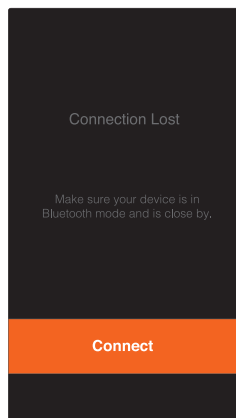
Pairing New Device



Successful Pairing




Pairing Failed




Connection Lost



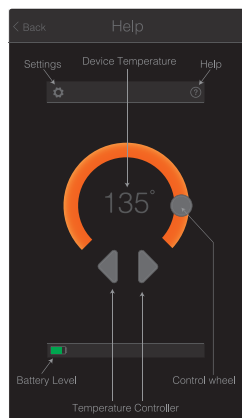
Battery Status




Low Battery Warning




Control Panel




Help Menu



Settings Menu



Unit Settings



Auto-off